




UNIVERSIDAD
DE ANTIOQUIA

Student Mobility
International



Content

We welcome you to the Universidad de Antioquia	3
Upon your arrival to the University	7
Upon your arrival to the University	11
Living in Medellín	14
At the end of the mobility process	17
Phonebook	17
Check list	18



We welcome you to the Universidad de Antioquia




Universidad de Antioquia (UdeA) is proud of the fact that students like you choose our institution as a means to develop their career. For that reason, we want you to know that, from this moment on, you count on hundreds of people around you who will do their best so that your stay be an unforgettable experience.

For over 200 years, Universidad de Antioquia has been home to thousands of students who have become successful professionals, and, above all, integral human beings enriching society out of science, innovation, and humanism. Our Alma Mater trains thinkers who promote the advance of society.

Today is the beginning of a very important part of your life, and, if you want it to happen, you will also become part of this institution's history. Universidad de Antioquia opens its doors for you to think, to enjoy, to meet new friends, and to share your culture. You are more than welcome. We are proud to have you here.




Figures



41.000

Estudiantes de pregrado y posgrado



25

academic units



6 campuses in Medellin

10 campuses throughout all regions of the Department of Antioquia



96 Undergraduate programs

216 Graduate programs



272 Research groups

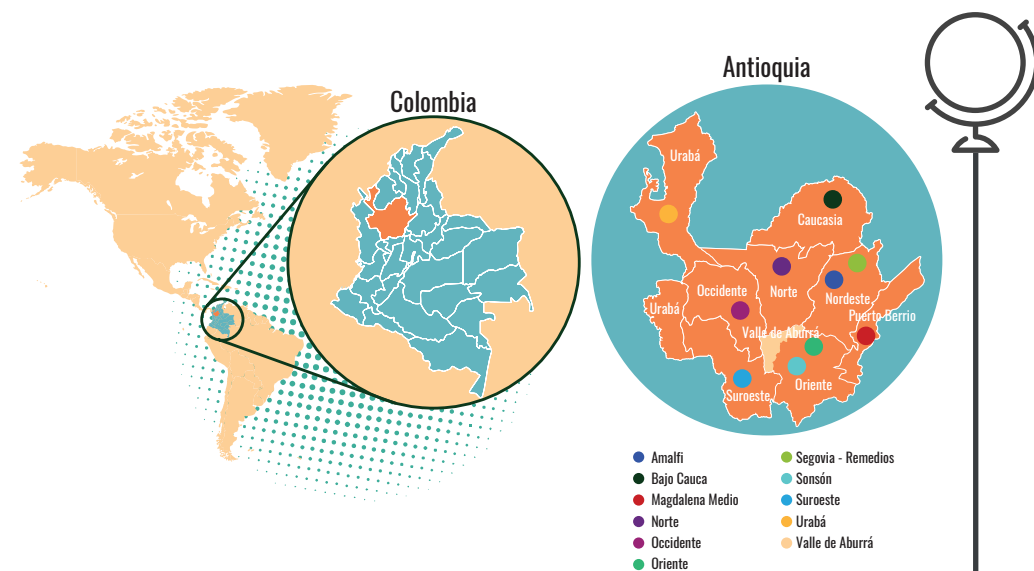


Branches and Campuses

The UdeA is the second biggest university in the country and the oldest public university in Colombia. Our university offers undergraduate, specialization, master's, and doctorate level studies in almost any field of knowledge.

From its foundation, in 1803, our institution has been compromised with society's well-being, scientific production, and education. That compromise is reflected in the three pillars of our mission: Outreach, Research, and Teaching. We promote diversity and healthy coexistence. We are a secular institution that promotes critical thinking, and we are always open to discussion. Sometimes you will witness demonstrations, and it is not unusual to have them on campus. UdeA is a cosmos of divergent, contradictory, and changing ideological standpoints. We defend public education as a right because we firmly believe in its potential as an agent of change.

We are also a regional university. University of Antioquia has 10 campuses distributed throughout all regions of the Department of Antioquia, and 6 campuses in Medellin.



Academic Units



Faculties

- Arts
- Agricultural Sciences
- Economic Science
- Exact and Natural Sciences
- Food and Pharmaceutical Sciences
- Social and Human Sciences
- Communications
- Law and Political Sciences
- Education
- Nursing
- Engineering
- Medicine
- Dentistry
- Public Health



Schools

- Languages
- Inter-American Library Science School
- Microbiology
- Nutrition and Dietetics



Institutes

- Philosophy
- Physical Education Institute
- Political Studies
- Regional Studies



Corporations

- Environmental
- Basic Biomedical Science
- Tropical Pathologies



Grading System

Evaluation at Universidad de Antioquia is carried out by means of oral and written exams, essays, papers, presentations, and other instruments devised by professors. It is important for you to become familiar with our teaching and grading system. In case you need help, please let your teacher know, or get in touch with our International Relations Office.

Our university's grading scale ranges from 0.0 to 5.0, being 3.0 the minimum passing grade in undergraduate courses, and 3.5 the minimum passing grade for graduate courses.

Undergraduate Courses' Grading Scale

5.0	Excellent
4.5	Very Good.
4.0	Good
3.0	Lowest Passing Grade
0.0 - 2.9	Fail

By the end of your study stay, our International Relations Office will request your academic transcript from the Registrar's Office, and we will send it directly to your university in both digital and physical format --The latter only if explicitly requested by your institution.





Upon your arrival to the University

Academic aspects prior to your arrival

Once your application to UdeA has been approved, you will receive two letters; one of them will be your academic program's endorsement letter, and it will include information about the courses you will be taking, and some other relevant information related to the School you will be enrolled in during your stay. The other one will be an acceptance letter issued by UdeA's International Relations Office. You must show this letter to Colombian Migration Officials upon arrival in our country. It is important that you check both letters thoroughly for mistakes or imprecisions before you travel to Colombia, so that we can correct them before your trip.

Migration-Related Aspects:

In order to enter Colombia as a student you have two options:

- Entrance and Stay Permit 2 (PIP-2): It is a temporary permit. It is valid for 90 days, and it can be renewed for an extra 90-day period only once before its expiry date, thus allowing you to stay 180 days in total. . You must take into account that once your PIP permit is renewed, it becomes a PTP (Temporary Stay Permit), but it is still the right permit for you.

Colombian Migration Services have set the fee for the permit's renewal in approximately COP 95,000. However, this price can vary. For that reason, it is very important that you verify the cost before you make your payment. The permit renewal process takes place at the offices of Migración Colombia in Medellín (Calle 19 #80A-40), preferably between 30 to 15 days before your PIP2 expires. It is very important that as you enter

the country, in addition to showing your passport, you show the letter of acceptance to the Migration officials, and that you let them know that you come as a student to UdeA. Thus, they will grant you the appropriate permission to stay legally in our country. Please remember to make sure that the box marked on the stamp on your passport is the one corresponding to number 2.

“ The students that enter the country with this permit will be able to develop their academic activities normally. However, there are some services that you will not be able to access, such as opening a bank account. ”

Keep in mind that if you come from a country belonging to the Schengen area, it is possible that they will grant you a PIP-5 permit, due to an agreement that Colombia has with those countries. Such permit is equally valid for you to stay and study in Colombia. Countries belonging to the Schengen area: Germany, Austria, Belgium, Bulgaria, Croatia, Cyprus, Czech Republic, Denmark (except Greenland and the Faroe Islands), Slovakia, Slovenia, Spain, Estonia, Finland, France (except its overseas territories), Greece , Hungary, Iceland, Italy, Latvia, Liechtenstein, Lithuania, Luxembourg, Malta, Norway, the Netherlands, Poland, Portugal, Romania, Sweden and Switzerland. On the overseas territories of the Netherlands, this amendment includes Aruba and Curaçao.



-Type “V” Visa: this is a visitor visa that you can request in your country of origin before traveling to Colombia and that will be valid for the time the Colombian consulate considers appropriate. But you don’t have to worry, most of the process is made online http://www.cancilleria.gov.co/tramites_servicios/visa You must make sure that all the information they request and all the necessary documents are provided. Such documents include the letters of acceptance that we send you from UdeA. Once your visa is approved, you should verify that it is stamped on your passport, because this is essential to carry out the rest of the immigration process in Colombia. If you decide to come with a visa, and it is valid for more than three months, you will need to follow the procedure for the issuance of your immigration card (cédula de extranjería) at Migración Colombia offices during the first 15 days after your arrival in Colombia. That procedure has a cost that they will inform you at the time of the application. If you have an immigration card (cédula de extranjería), you will be able to open a bank account in the country, if you need it.

International Insurance:

Another aspect that you must bear in mind before traveling to Colombia is to have an international insurance policy that covers medical care due to illness or accident, hospitalization, medication, and health and funeral repatriation.

It is very important that you ask the company with whom you contract the insurance services for a phone number, email address, application or even the physical address of their offices in Medellín, where they can give you information about the medical centers, clinics and hospitals you can go to in case you need medical attention. Additionally, you should verify how your insurance company makes its payments through your insurance policy: some companies ask the user to pay for medical care and they pay you back later, while others pay directly for the services you need. Our recommendation is that you choose the latter option, because some attention or medical intervention costs can be very high, and with the first option you would have to cover such costs with your own financial resources.



Banks and Currency

Before your trip, we recommend you to check how the financial system works in Colombia. There are banks and ATMs around the country. Keep in mind that most financial institutions have collection fees for money orders, transfers and international withdrawals. Check with your bank before coming to Colombia. Most hotels, restaurants and merchants accept credit cards such as Visa, Master Card and American Express. Regarding the money exchange and the withdrawal of money in ATMs, it is advisable to do so in shopping centers, airports, hotels and banks.

Approximate cost of living per month*

Lodging	COP 350,000 - COP 850,000
Food	COP 250,000 - COP 350,000
Entertainment	COP 200,000 - COP 300,000
Transport	COP 80,000 - COP 160,000
Metro ticket: COP 2,400	2,400 COP
Bus ticket: COP 2,100	2,200 COP
Mobile telephony	COP 20,000 - COP 90,000

*These costs can vary considerably depending on each person’s lifestyle.

*Most houses have a washing machine, but no dryer. Keep in mind that laundries are not so common in our country, so we recommend you check your options for laundry and ironing of clothes available in the area where you will live.

*We recommend you to look for well-informed advice before making a final decision regarding accommodation.

Mobility Options



By air

- José María Córdoba Airport (Km 29 vía Medellín- Rionegro)

It is located in the municipality of Rionegro, less than 40 minutes away from Medellín. It operates domestic and international flights.

- Enrique Olaya Herrera Airport (Cra. 65A # 14-57)

It is located in the city and operates regional and national flights.



By land

- **Two bus stations:** one serving the North: Terminal del Norte (Cra. 64C # 78-580) and one serving the South: Terminal del Sur (Cra. 65 # 8B- 91). They connect Medellín with the region and the country.

- **Integrated Transportation System:** this is the easiest way to get around the city, it includes Metro, Metrocable, Metroplus and Tram.

- **Taxis:** They are characterized by their yellow color, and can be taken directly on the street or can be requested by phone or through mobile applications. (Some information is shared in the contact section at the end of the booklet)





Security tips

- Check your belongings at all times.
- Do not exhibit high value items such as jewelry, cameras, expensive mobile devices, among others, in public places.
- Look for advice on the security conditions of the areas of the city you want to visit and on the best hours to do so.
- Keep in mind that alcohol consumption in public places is prohibited. For more information about this and other regulations, check the Police Code: <https://www.policia.gov.co/codigo-nacional-policia>

Take care of your health

The most frequent affections in Colombia are stomach problems, malaria and yellow fever in some areas of the country.

-Water Consumption

In Medellin, tap water can be drunk and used to prepare food. Other capital cities also have very good water supply services. In rural areas and small cities it is advisable to buy bottled water.

-Vaccines

In order to visit Medellin, it is not mandatory to have any vaccine. However, if you are traveling to other parts of the department or of the country, we recommend the following:

- Check if the place you are going to visit requires you having some type of vaccine such as the yellow fever one. Keep in mind that this last vaccine can only be administered by a registered provider and must be received at least 10 days before your trip.
- Carry your vaccination certificate with you.
- Find out about the most common diseases in the places you are going to visit.

“ It is possible that the School in which you are going to study requires additional vaccines, especially if you are going to be in contact with biological material. In that case, we will notify you in advance. ”

Electricidad

The domestic power in Colombia is 110V AC, 60Hz. Electrical connectors or plugs have two flat input pins and it is easy to find current adapters and voltage regulators in the market. It is advisable for you to review the technical details of the devices that you are going to use in Colombia.





Upon your arrival to the University

What to do in UdeA?

UdeA has a permanent agenda of cultural activities so you can enjoy the time when you are not studying. From concerts, academic conferences to plays and movie clubs, there is always something to do.

The University Museum, the Camilo Torres University Theater and the Carlos Gaviria Díaz Library are spaces for cultural and artistic promotion that you should visit. We recommend you to be attentive to the events they do, attend the recitals and enjoy the exhibitions of local and national artists.

“ To be aware of all the events, do not forget to claim the monthly cultural agenda in the information points of the university. You can also check the schedule in the following link: www.udea.edu.co/cultura ”

Healthy university life

We know that good performance in your classes goes along with healthy habits; for this reason, the UdeA has a university welfare system to offer you support and training programs that will complement your academic experience.

Our health program includes support in mental health, sexual and affective health, prevention of addictions and psychological support. We also have a wide portfolio of sports courses in more than 25 disciplines and a range of competitions and recreational activities in which you can participate. In our human development program you will find training opportunities in arts and culture.

“ To find out about all the support programs we have for you, be sure to visit the University Welfare website: www.udea.edu.co/bienestar ”



Student companion program (Parcero Program):

As part of your adaptation process to the UdeA and Medellín, you will have the possibility of being part of our companion program for students in the process of mobility, called Parcero Program. A group of student volunteers (partners) of the UdeA will assist you during your exchange and will provide support on topics such as:

- Migration paperwork.
- Search for housing and location in the city.
- Adaptation to the academic and cultural life of the UdeA.
- Participation in cultural and integration activities.

If you are interested in joining the Parcero Program, please write to us at movilinter@udea.edu.co once you are accepted into the UdeA.



First day

You have arrived in Medellín and it is time to start classes, so we will be waiting for you at the International Relations Office, to meet you and to discuss some important issues for your stay..

Our office is located in the Extension Building of the Universidad de Antioquia, Calle 70 # 52-72, Office 706.

We can assist you on Mondays, Wednesdays and Thursdays from 1:30 p.m. to 4:00 p.m.

For this meeting we need you to bring your original passport and a copy of its first page plus the page where Colombia Migration put the entry stamp. In addition, you must bring a copy of your international insurance. We will give you instructions on immigration procedures that you will have to carry out if you have a temporary permit or if you have a visa.

We will also give you information about some documents that you must complete with the person in charge of academic matters in your faculty, such as the registration form and the definition of class schedules.

We will give you information about the Personal Integrated Card - TIP (by its Spanish acronym), which will allow you access to the UdeA and to some places within the campus that require it. This card will also allow you to use the Metro system; it can be recharged with money at the ticket booths that are inside the Metro stations.

Likewise, we will inform you about the operation of the institutional email account, and the username and password so that you can access the UdeA portal and use all the services we offer through this means.

Once this initial meeting is over, we will contact you with your faculty so that you can complete the registration and resolve the doubts that you have about the courses you are going to take, the evaluation form, among others.

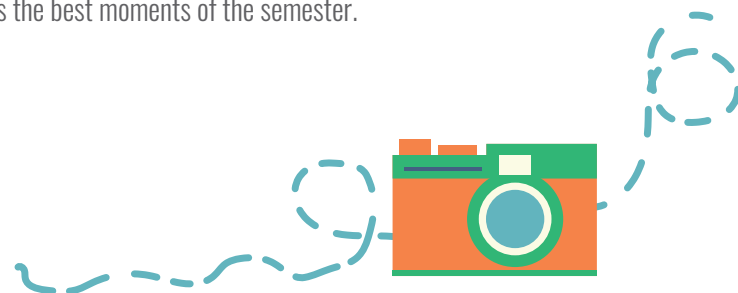


Meeting spaces

During your exchange semester, the personnel of the Direction of International Relations of the UdeA will be available to assist you at all times. In the final part of this document you will find the contact information.

In addition to this, we organize two meetings during the semester, which you are expected to attend. The first is the welcome meeting, a space to provide you with information about the University, university welfare services, the TIP card, the Parcero Program (programaparcero@udea.edu.co), the certificate of qualifications and other important matters for your stay at the UdeA. You will also have the opportunity to meet other national and international students who visit us.

The second is the farewell meeting at the end of the semester, in which we will jointly evaluate the experience of our exchange students. We want you to tell us how your experience in UdeA was, the positive aspects and the issues to improve; besides sharing with your exchange partners the best moments of the semester.



Leaving the country during your studies

Some students take advantage of the breaks of the semester to visit other countries. In that case, keep in mind that when leaving Colombia you must stay at least 24 hours outside before you re-enter and you should always carry two documents at hand:

1. Original passport.
2. Letter of acceptance (the same that we sent you with the letter of endorsement of the academic program).

When you re-enter Colombia, remember to tell the immigration officer that you are an UdeA student. In no way should you enter the country with a tourism permit.

Living in Medellín

The inhabitants of Medellín are proud of this thriving, attractive and above all, resilient city. It is the second largest city in Colombia, it is located in the north-western part of the country and is the capital of Antioquia, one of the 32 departments that make up the national territory.

The “Capital of the Mountains”, as Medellín is also known, is surrounded by mountains and crossed from south to north by the Medellín River. Around this tributary roads, means of transport such as the metro and companies and industries that have been the economic engine of the city have developed.

With a spring-like temperature throughout the year, Medellín and the surrounding municipalities of the metropolitan area are located in the Aburrá Valley, one of the nine sub-regions of Antioquia. Our department is characterized by its diversity of climates, geography, cultures and gastronomy. Do not miss the opportunity to visit it.

Medellín is the birthplace of great businessmen, musicians, artists, researchers and scholars, with a high national and international recognition. Our city is color, magic, bustle, home of happy and enterprising people, who have kindness and good service engraved in their DNA.

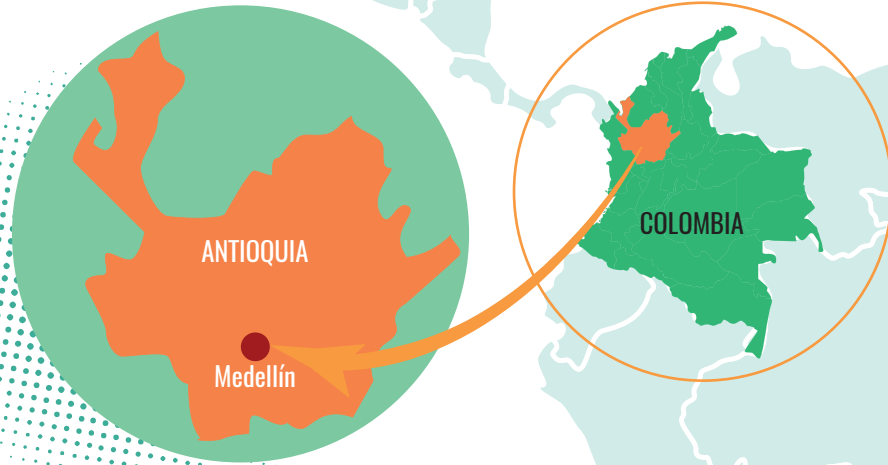
General data

- Population:** 2.500.000
- Height:** 1,475 meters above sea level
- Currency:** Colombian Pesos (COP)
- Language:** Spanish
- Demonym:** Medellinense or paisa
- Climate:** Average temperature of 23° C / 73° F, with rainy seasons in April, May and August.
- Clothing:** It is recommended to wear light clothing, light jackets, sweater, in addition to sunscreen and to always carry an umbrella.





Where is the city located



Places you must visit

Not to be missed:

- Plaza Botero and Museum of Antioquia
- Pueblito Paisa
- Museum of Modern Art
- Parque de los Pies Descalzos (Barefoot Park)
- El Peñol Rock and Guatapé dam
- yacucho Tram
- Grafitour and Comuna 13 scalators
- House of Memory Museum
- Explora Park
- Arví Park

Suggested:

- El Castillo Museum
- Sabaneta Main Square
- Envigado Main Square
- Outdoor picnic and cinema in Ciudad del Río
- Botanical Garden
- Atanasio Girardot Sports Unit
- Miguel Ángel Builes Ethnographic Museum





Very typically paisa events

January

- Colombiatex

July

- Colombiamoda
- International Poetry Festival
- Jardín Film Festival

August

- Feria de las Flores
- Silleteros Parade

September

- Book and Culture Festival
- Gabriel García Márquez Journalism Award Festival

December

- Parade of Myths and Legends
- Film Festival of Santa Fe de Antioquia

Check the entire events calendar at <https://medellin.travel/actualidad/eventos/>





At the end of the mobility process



Extension request

If you wish to extend your period of mobility for another semester (by regulation, students can only complete two semesters of mobility in the UdeA), you must have the approval of your university and you must inform the International Relations Office at least two months before the end of your academic term.

If the extension is accepted, to renew your enrollment you must update your documentation and with the person responsible in your faculty, follow the registration process of subjects in the same way it was done in the first period.

You should also check your immigration status to make sure that the permit or visa that you have obtained to enter Colombia, allows you to stay for another semester.

Exchange evaluation

For the UdeA it is fundamental to make a constant evaluation of its processes in order to implement improvement actions. For this reason, we will share with you a satisfaction survey before the end of the semester so that you can tell us how your experience was and above all, give us recommendations to continue improving and strengthening our international academic mobility program.

Phonebook

International Relations Department of the Universidad de Antioquia: +574 2195210 / +574 2198210 - movilidadinter@udea.edu.co

Parcero Program: programaparcero@udea.edu.co

Colombia Migration: +574 3455500

Consular Corps of Medellín: <https://cuerpoconsulardemedellin.com/>

Emergency:

- Emergency Services Line: 123
- National Police: 112
- Ambulances: 125
- Firefighters 119
- Online Security (download the app): www.seguridadenlinea.com

Taxi services:

- Easy Taxi (App)
- Tappsi (App)
-





Check list



	Get acquainted with the general information of Medellín, its climate and the means of transport.
	Once I arrive in the country, I submit my original passport, my letter of acceptance to the UdeA to the immigration authorities of Colombia and clearly state that I am a student.
	Review the approximate costs of living in Medellin to make a good budget for my entire stay.
	Before traveling to Medellín, check with my bank how to use their services in Colombia.
	Buy an international medical insurance or international policy that covers medical care due to illness or accident, hospitalization, medication and funeral and medical repatriation. Verify if my insurance will pay directly for the medical services I may need during my stay in Colombia.
	Have the telephone numbers and local attention sites of my medical insurance.
	Verify if the academic program that I am going to take in the UdeA or the zones of Colombia that I want to visit during my stay, require me to have some vaccine.
	When looking for accommodation, get advice from the people responsible of the UdeA about the best areas to live and the conditions that I must take into account.
	Read completely and solve any questions before signing a lease.
	Get acquainted with the general information of UdeA and with the services that I can access as an exchange student.
	Identify the best transport routes to reach the UdeA.

	State whether I want to be part of the student companion program (Parcero Program) before arriving in Medellín.
	Go to the International Relations Office at the times indicated in the Foreign Student Guide (Monday, Wednesday and Thursday from 1:30 p.m. to 4:00 p.m.), during the first week of my arrival in Medellín to receive the necessary advice.
	Meet with the person in charge of my faculty in the UdeA to solve all my doubts about the courses and be able to do my registration successfully.
	Once enrolled, request my Personal Integrated Card - TIP and access my institutional email.
	Attend the welcome and farewell meetings scheduled by the UdeA.
	Check the time and manner in which the grades certificate at the end of the exchange will be delivered.
	Visit the most representative places in the city and not to miss the traditional events of Medellín.
	Take into account safety recommendations when moving around the city, visiting certain areas and withdrawing money at ATMs or currency exchange locations.
	Know the emergency services number in Colombia (123) and use it only in cases of real emergency.
	Evaluate my exchange experience through the surveys sent by the UdeA.





International Relations Department of the Universidad de Antioquia:
+574 2195212 / +574 2198210 - movilidadinter@udea.edu.co



**UNIVERSIDAD
DE ANTIOQUIA**